


GENERAL PIPELINE CLAMPS & TONGS



GENERAL MANUFACTURER INC.

P.O. BOX 220 • OKMULGEE, OK 74447 • 918/756-3067 • FAX 918/756-1528



GENERAL

General Manufacturing Company is the Pipeline Industry's only source of external pipeline shipment clamps which offers an optional selection in cross-member bar design, and a choice of closure mechanisms. With these options, the contractor can order the clamp which will best do his job.


GENERAL RATCHET

Precision cut Acme thread design insures great strength and easy operation.

Standard one inch (1") ratchet wrench fits all sizes.

Operational mechanism is enclosed in protective housing to eliminate mud and dirt contamination.

Optional features include standard crossbars, or General's arched "No Tack" bridgework that permits full circle welding.



HAND LEVER

Simple, quick, easy to use! Tightens with hand lever! Standard in the industry for over 50 years.



HYDRAULIC

Easy to use, Pulls down tight with a hydraulic jack.



HAND LEVER

Arched cross bar permits full circle welding without moving clamp. Tightens with hand lever.



HYDRAULIC

Pulls down tight with hydraulic jack. Arched cross bar permits full circle welding without moving the clamp.

GENERAL



GENERAL STANDARD

SIZE	APX. WT.
2"	12 #
2½"	17 #
3"	17 #
3½"	19 #
4"	19 #
5"	32 #
6"	32 #
8"	33 #
10"	51 #
12"	53 #
14"	70 #
16"	102 #
18"	110 #
20"	120 #
22"	125 #
24"	128 #
26"	130 #
28"	148 #
30"	160 #
31"	165 #
32"	168 #
33"	172 #
34"	174 #
36"	180 #
38"	255 #
40"	298 #
42"	308 #
44"	320 #
46"	340 #
48"	344 #
50"	350 #
52"	370 #
54"	395 #
56"	415 #
58"	430 #
60"	445 #

GENERAL HYDRAULIC

SIZE	APX. WT.
16"	125 #
18"	130 #
20"	138 #
22"	140 #
24"	148 #
26"	150 #
28"	154 #
30"	165 #
31"	170 #
32"	175 #
33"	187 #
34"	190 #
36"	192 #
38"	265 #
40"	295 #
42"	320 #
44"	334 #
46"	338 #
48"	344 #
50"	350 #
52"	360 #
54"	380 #
56"	412 #
58"	415 #
60"	445 #

GENERAL STANDARD RATCHET

SIZE	APX. WT.
6"	40 #
8"	41 #
10"	60 #
12"	70 #
14"	80 #
16"	108 #
18"	110 #
20"	118 #
22"	125 #
24"	128 #
26"	140 #
28"	145 #
30"	151 #
31"	156 #
32"	162 #
33"	165 #
34"	169 #
36"	172 #
38"	255 #
40"	268 #
42"	275 #
44"	282 #
46"	290 #
48"	300 #
50"	320 #
52"	325 #
54"	331 #
56"	356 #
58"	360 #
60"	372 #

GENERAL STANDARD NO-TACK

SIZE	APX. WT.
3"	18 #
4"	20 #
6"	32 #
8"	32 #
10"	51 #
12"	54 #
14"	68 #
16"	102 #
18"	107 #
20"	117 #
22"	124 #
24"	128 #
26"	138 #
28"	158 #
30"	195 #
31"	202 #
32"	208 #
33"	210 #
34"	213 #
36"	227 #
38"	238 #
40"	262 #
42"	280 #
44"	300 #
46"	326 #
48"	338 #
50"	340 #
52"	345 #
54"	350 #
56"	360 #
58"	369 #
60"	377 #

GENERAL HYDRAULIC NO-TACK

SIZE	APX. WT.
16"	124 #
18"	127 #
20"	136 #
22"	142 #
24"	149 #
26"	157 #
28"	163 #
30"	166 #
31"	170 #
32"	177 #
33"	182 #
34"	186 #
36"	240 #
38"	244 #
40"	280 #
42"	300 #
44"	315 #
46"	320 #
48"	325 #
50"	335 #
52"	340 #
54"	345 #
56"	365 #
58"	370 #
60"	375 #

GENERAL RATCHET NO-TACK

SIZE	APX. WT.
12"	65 #
14"	70 #
16"	102 #
18"	106 #
20"	111 #
22"	115 #
24"	122 #
26"	138 #
28"	154 #
30"	160 #
31"	165 #
32"	174 #
33"	176 #
34"	179 #
36"	185 #
38"	255 #
40"	298 #
42"	308 #
44"	318 #
46"	324 #
48"	330 #
50"	334 #
52"	335 #
54"	340 #
56"	356 #
58"	365 #
60"	370 #

WARNING: GENERAL PIPE CLAMPS ARE DESIGNED FOR THE SOLE PURPOSE OF ALIGNING PIPE ENDS WHILE WELDING. DO NOT USE THE CLAMP TO SUPPORT THE WEIGHT OF THE PIPELINE WHILE LIFTING OR MOVING. USE NO SHIMS, WEDGES, OR CHEATERS WITH CLAMPS.



GENERAL

Precision Cut • **GRIPMASTER** • *Ratchet Closure*
PIPELINE ALIGNMENT CLAMP

General Manufacturer now offers the new Gripmaster model alignment clamp featuring a wider stance, heavier, longer cross bars, and a ratchet closure. This is a heavy duty clamp designed for the most demanding pipe line construction with the heft and brawn to handle heavy wall pipe.

FEATURES INCLUDE:

- Ratchet closure for speed and ease of aligning pipe ends.
- Precision machined to facilitate a close tolerance alignment for welding.
- Heavier and larger crossbars to assure straight alignment between the two joints of pipe.
- Wider stance of the roundabouts or sides of the clamp insure a firmer and more secure hold on the pipe ends.



GENERAL MANUFACTURER INC.

P.O. BOX 220 • OKMULGEE, OK 74447 • 918/756-3067 • FAX 918/756-1528

GENERAL



Precision Cut • **GRIPMASTER** • *Ratchet Closure*
PIPELINE ALIGNMENT CLAMP

PIPE SIZE	APX. WT. #
12"	83 #
14"	95 #
16"	128 #
18"	136 #
20"	150 #
22"	154 #
24"	160 #
26"	194 #
28"	211 #
30"	240 #
32"	248 #
34"	255 #
36"	257 #
38"	259 #
40"	296 #
42"	305 #
46"	380 #
48"	390 #
54"	440 #
56"	460 #
60"	478 #

GENERAL MANUFACTURER INC.

P.O. BOX 220 • OKMULGEE, OK 74447 • 918/756-3067

FAX 918/756-1528



GENERAL


PIPE TONGS WITH AUTOMATIC RELEASE



GRIPPING
POSITION

GENERAL PIPE TONGS ARE*

- * Built tough to withstand the abusive conditions encountered in pipeline construction.
- * Equipped with grip pads that insure a safe, positive engagement of the pipe, and are field replaceable.
- * Designed to permit an automatic release of the pipe when lift line is slacked off.
- * Manufactured in sizes 2 inches to 36 inches with a large inventory available for immediate delivery.



RELEASED
POSITION

Nominal Pipe Size	Model No.	Actual O.D.	Approx. Weight	Working Capacity/LBS.	Safety Factor Tested To/LBS.*
MODELS FOR STEEL PIPE					
2" Steel	ART-200	2.380	43#	2,000	10,000
2½" Steel	ART-250	2.780	45#	2,000	10,000
3" Steel	ART-300	3.500	46#	2,000	10,000
4" Steel	ART-400	4.500	47#	2,500	12,500
5" Steel	ART-500	5.500	50#	2,500	12,500
6" Steel	ART-600	6.625	55#	3,000	15,000
7" Steel	ART-700	7.500	55#	3,000	15,000
8" Steel	ART-800	8.625	75#	3,500	17,500
9" Steel	ART-900	9.500	76#	3,500	17,500
10" Steel	ART-1000	10.750	93#	4,000	20,000
12" Steel	ART-1200	12.750	100#	4,000	20,000
14" Steel	ART-1400	14.000	118#	4,000	20,000
16" Steel	ART-1600	16.000	147#	4,000	20,000
18" Steel	ART-1800	18.000	175#	4,500	22,500
20" Steel	ART-2000	20.000	219#	5,000	25,000
22" Steel	ART-2200	22.000	232#	5,000	25,000
24" Steel	ART-2400	24.000	255#	5,000	25,000
26" Steel	ART-2600	26.000	315#	5,500	27,500
28" Steel	ART-2800	28.000	350#	5,500	27,500
30" Steel	ART-3000	30.000	400#	6,000	30,000
32" Steel	ART-3200	32.000	516#	6,500	32,500
34" Steel	ART-3400	34.000	587#	7,500	37,500
36" Steel	ART-3600	36.000	628#	10,000	50,000

Nominal Pipe Size	Model No.	Actual O.D.	Approx. Weight	Working Capacity/LBS.	Safety Factor Tested To/LBS.*
MODELS FOR CAST IRON PIPE					
4" C.I.	ART-480	4.80	50#	2,500	12,500
6" C.I.	ART-710	7.10	65#	3,000	15,000
8" C.I.	ART-905	9.05	80#	3,500	17,500
10" C.I.	ART-1110	11.10	120#	4,000	20,000
12" C.I.	ART-1320	13.20	138#	4,000	20,000
14" C.I.	ART-1530	15.30	170#	4,000	20,000
16" C.I.	ART-1740	17.40	190#	4,000	20,000
18" C.I.	ART-1950	19.50	214#	4,500	22,500
20" C.I.	ART-2160	21.60	240#	5,000	25,000
24" C.I.	ART-2580	25.80	280#	5,000	25,000
30" C.I.	ART-3174	31.74	464#	6,000	30,000

*CAUTION: DO NOT EXCEED WEIGHT SHOWN UNDER WORKING CAPACITY HEADING. Other sizes available upon request.

GENERAL MANUFACTURER INC.

P.O. BOX 220 • OKMULGEE, OKLAHOMA 74447 • (918) 756-3067


GENERAL



PIPE DOLLY

GENERAL PIPE DOLLY

ONE PIECE BODY WITH ADJUSTABLE ROLLERS WHICH PERMIT TURNING PIPE FOR VISUAL INSPECTION AND MAKING MINOR REPAIRS. DOLLY ACCOMMODATES PIPE SIZES 3" TO 30" DIAMETER. AVAILABLE FOR IMMEDIATE DELIVERY. WEIGHT 24#.



WARRANTY: EXCEPT AS EXPRESSLY SET FORTH HEREIN, — GENERAL MANUFACTURER INC. MAKES NO WARRANTY EITHER EXPRESS OR IMPLIED, THAT THE GOODS, EQUIPMENT OR MERCHANDISE SHALL BE MERCHANTABLE OR FIT FOR ANY PARTICULAR PURPOSE OR USE, NOR DOES IT MAKE ANY OTHER WARRANTY, EXPRESS, IMPLIED OR STATUTORY. GENERAL MANUFACTURER INC. SHALL HAVE NO LIABILITY FOR INCIDENTAL, CONSEQUENTIAL, SPECIAL, GENERAL OR OTHER DAMAGES ARISING FROM THE USE OF ITS PRODUCT INCLUDING BUT NOT LIMITED TO FAILURE OF THE GOODS, EQUIPMENT, OR MERCHANDISE TO PERFORM ANY GENERAL OR PARTICULAR FUNCTION OR PURPOSE WHETHER SUCH DAMAGE OR FAILURE IS DUE TO A MISTAKE OR DEFICIENCY IN ANY DESIGN, FORMULA, PLAN, SPECIFICATIONS, ADVERTISING MATERIAL, DEFECTIVE MATERIALS, DEFECTIVE OR IMPROPER WORKMANSHIP, DEFECTIVE OR IMPROPER ASSEMBLY OR OTHERWISE, THE SOLE LIABILITY OF GENERAL MANUFACTURER INC. BEING TO REPAIR OR REPLACE, AT ITS OPTION, DEFECTS IN MATERIAL OR WORKMANSHIP AS STATED IN THE PRECEDING PARAGRAPH.



GENERAL MANUFACTURER INC.

P.O. BOX 220 • OKMULGEE, OK 74447 • 918/756-3067 • FAX 918/756-1528